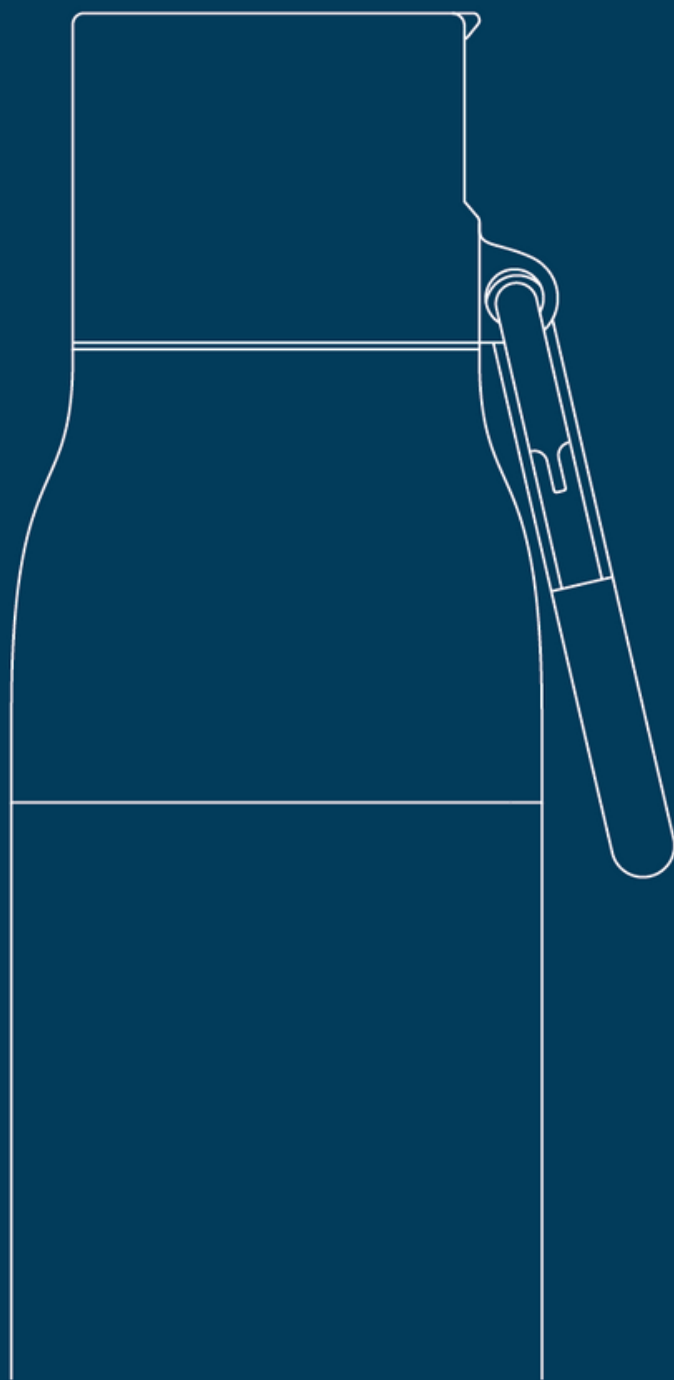


LARQ



Quick Start Guide

LARQ Bottle Filtered

We are LARQ

LARQ was started with a simple vision where innovative technology can be combined with inspirational design to help people access pristine drinking water easily and sustainably.

Drink brilliantly

Our products look as good as they make you feel. We are confident that these are the most beautiful hydration products in the world that make it easy to make the healthier and more sustainable choice – anytime, anywhere.

Brilliantly filtered water – anytime, anywhere

The LARQ Bottle Filtered uses Nano Zero Filter technology to remove lead, heavy metals, chlorine, and other particulates in your water. Its unique low-pressure filter provides you with a seamless drinking experience sip after sip all in an award-winning designed bottle. It also filters up to 40 gallons (151 liters) of water or 2 months of use. 1 LARQ Bottle Filter replaces 300 single-use plastic bottles*.

Product care

The LARQ Bottle Filter works best if used regularly and filters should be replaced every 2 months for pure-tasting water.

Before washing your bottle, remove the filter first then hand wash with mild soap and warm water.

To replace the filter, follow instructions for “Getting started”.

**standard 500mL / 16.9oz*

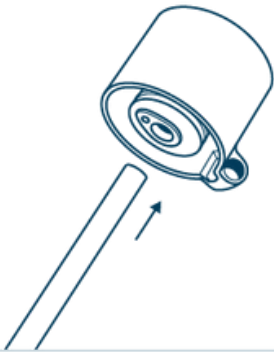
Getting started

- 1 Remove filter from the filter pod and dispose of the outer packaging.
- 2 Rinse the filter under running water for 10 seconds (make sure it's soaked).
- 3 Push the straw into the cap base until it's secure.
- 4 Install the filter (tip facing down), and screw the pod cap on securely.
- 5 Fill the bottle with cold or room temperature tap water and screw on the cap.
- 6 Push down on the λ to flip open and start sipping. Enjoy!

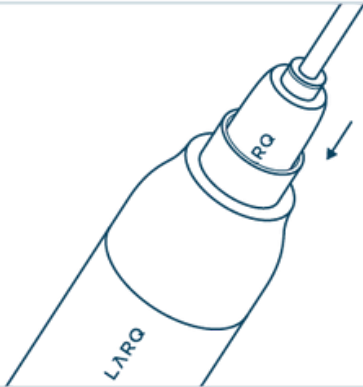
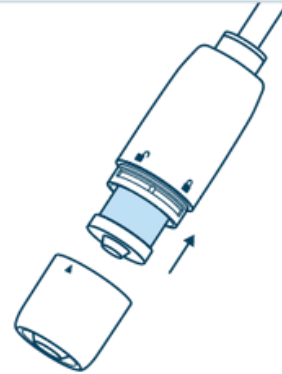
1



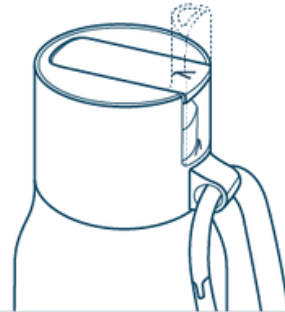
2



4



6



Safety first!

- Do not use with hot water.
- Do not use to filter anything other than water.
- Do not use with carbonated water.
- Do not place the filter in the dishwasher.
- Do not place the bottle in the microwave or freezer.
- Filter is intended to be used with potable (municipal tap) water only. Do not use with water that is microbiology unsafe or of unknown quality without adequate disinfection before and after filtration.
- Do not cut open or perforate filter.
- Do not wash filter at any time.

We're here to help

Register for our warranty program at livelarq.com/register and you'll also receive special offers and expedited service.

Have questions? Head over to livelarq.com/support for FAQs or contact our customer support team at hello@livelarq.com.

Love LARQ?

Us too. Share a photo of your LARQ Bottle Filtered and tag us for a chance to be featured! [@livelarq](https://twitter.com/livelarq) [#DrinkBrilliantly](https://twitter.com/DrinkBrilliantly)

© LARQ. All rights reserved.
Designed in California. Manufactured in China.
Industrial Design by Impel Studios
Patent Pending

livelarq.com